

CONNECT FOR ENCOMPASS FEATURES

Single Sign-on

Visitors to a site with a Facebook account will now be able to associate that identity with a member record of your alumni site. Any visitor to your site, with or without a Facebook account, may validate their identity with your site, using your password requirements to associate their accounts. Once associated, any future visit to your site the member can elect to use their Facebook username/password to login into the alumni community. If a Facebook user is already logged into Facebook and has made this initial association then chooses to visit your site will automatically be logged into your site.

Logging off from Facebook, if these accounts are associated will also log the member out of your site.

News Feed

When interacting with an enabled form, members will be presented with a dialog box following submission that will ask the member if they would like to propagate this particular activity into their Facebook News Feed. The member can elect to not propagate their activity into Facebook. Following a positive confirmation the News Feed will show a news story using the appropriate news template.

SAMPLE SCREEN SHOTS

Login

If you are already registered, please log in with your username and password below:

[First Time Login](#)


Username:

Password:

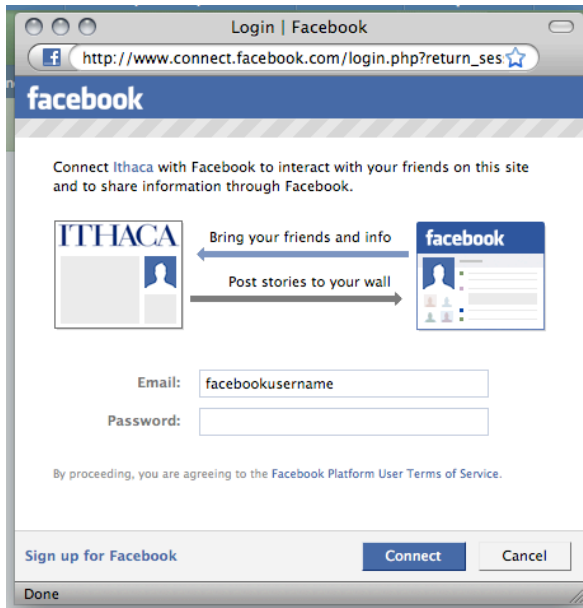
Remember my login on this computer

[Forgot your username?](#)

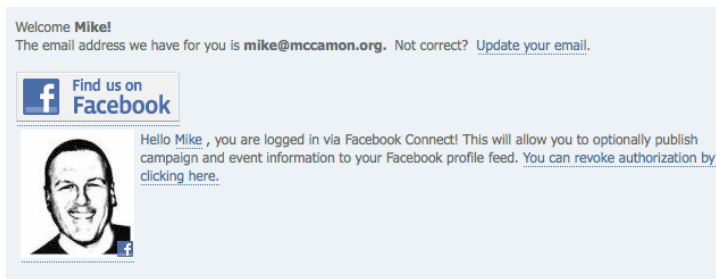
[Reset Password](#)



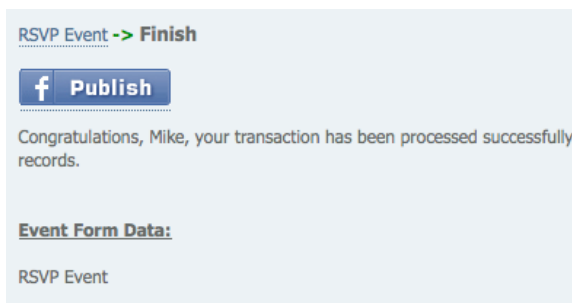
The login page for enabled sites will include the “Connect to Facebook” button



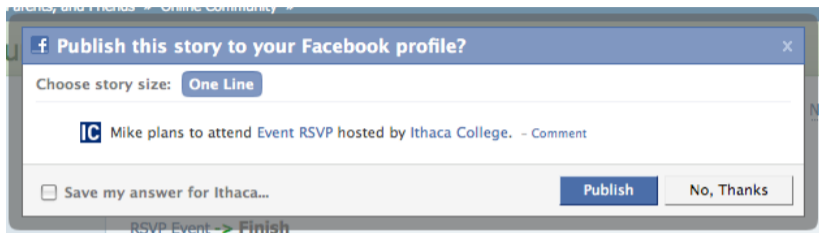
Clicking on the Facebook button invokes this login dialog box.



Once Facebook has verified your credentials you are logged into the site. We are able to pull your Facebook Profile picture and name to display while on the alumni site.



Once you reach the confirmation step of a form the user will have a verbiage button (in this example a "Publish" graphic) which they can click to publish this activity to the member's Facebook News Feed.



Once the button is pushed the member will see this dialog box to confirm publication. There is a check-box "Save my answer" so on future visits publication can occur automatically.

Oct 29

IC Mike plans to attend [Event RSVP](#) hosted by [Ithaca College](#). - Comment

Oct 28

The process is complete. The event registration now appears in the member News Feed. Note both the event name (the form name) and the community name are both hyperlinks which take Facebook users directly to those pages on the web.